

151-123 QUANTUM®

MANSFIELD®

Elongated Front, Pressure-Assist, Rear Outlet, Floor-Mount, SmartHeight™ Vitreous China, Two-Piece Toilet

FEATURES

- High performance, pressure-assist Flushmate III™ system
- 1.6 gpf / 6.0 lpf low water consumption
- Elongated front, floor-mount, rear outlet SmartHeight™ bowl
- Model 45 chrome-plated, metal trip lever
- 1-7/8" glazed trapway
- The Mansfield® limited lifetime warranty on china, Flushmate ten-year limited warranty on vessel
- Available in White, Biscuit and Bone









MODEL 151-123

Toilet seat not included



COMPONENTS

MODEL #	DESCRIPTION	CODES/STANDARDS
151-123	Elongated front, floor-mount, rear outlet, pressure-assist, two-piece toilet. Includes tank trim. Less toilet seat and supply. Specify color.	 
151	Elongated front, rear outlet, floor-mount, pressure-assist, SmartHeight™ bowl only. Less toilet seat and supply. Specify color.	
123	Pressure-assist tank and cover only with left hand chrome-plated, metal trip lever. Less supply. Specify color.	
TANK OPTIONS		
123RH	Pressure-assist tank and cover only with right hand chrome-plated, metal trip lever. Less supply. Specify color.	 
122	Pressure-assist tank and cover only with chrome-plated, plastic push button actuator. Less supply. Specify color.	
TANK TRIM & REPLACEMENT PARTS		
45	Trip lever - chrome-plated, metal trip lever, left hand	 
125-LID	Tank lid	
FLUSHMATE® 503	Pressure-assist flushing system. Separate warranty applies. Contact FLUSHMATE® at 1-800-533-3460.	


**MADE IN
USA**

151-123 QUANTUM®



Elongated Front, Pressure-Assist, Rear Outlet, Floor-Mount, SmartHeight™ Vitreous China, Two-Piece Toilet

SPECIFICATIONS

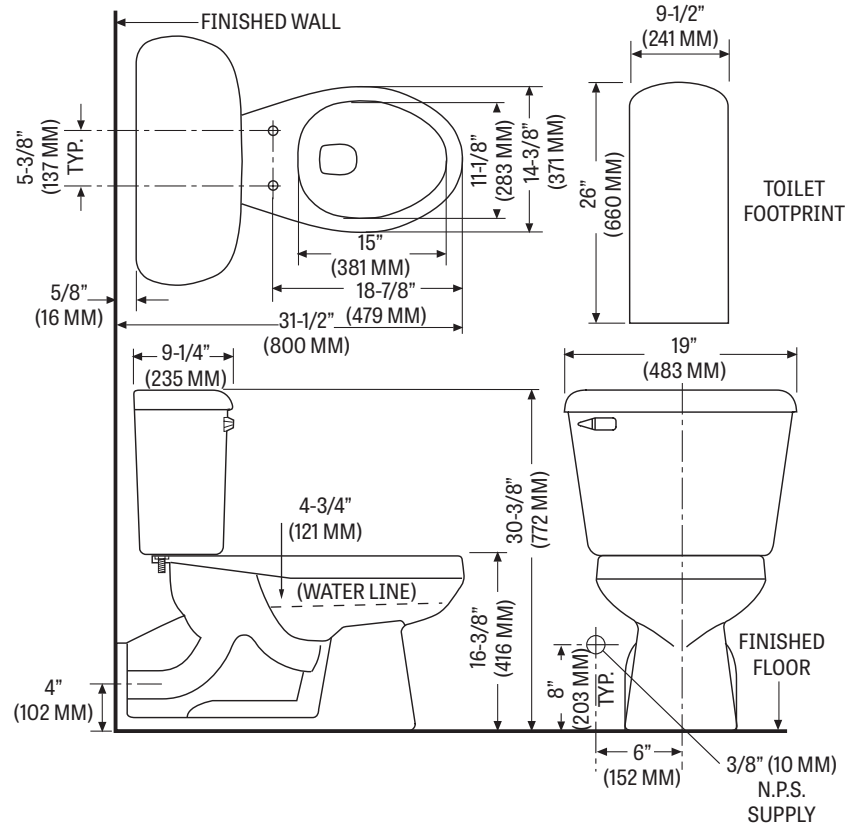
MODEL #	DESCRIPTION	CODES/STANDARDS
151-123	Elongated front, rear outlet, floor-mount SmartHeight™ (1.6 gpf / 6.0 lpf) two-piece toilet	 

MATERIAL	Vitreous China
WATER PRESSURE RANGE	35 to 80 PSI
FLUSH SYSTEM	Flushmate III™ flushing technology
WATER USAGE	1.6 gpf / 6.0 lpf
WATER SURFACE AREA	10-1/2' X 12-1/4'
ROUGH-IN	Rear outlet
MAP RATING	1,000 grams

TRAP DIAMETER	1-7/8'
TRAP SEAL	2-3/4'
SHIPPING WEIGHT	Model 151 - 61 lbs. (27.6 kg) Model 123 - 41 lbs. (18.5 kg)
WARRANTY	Vitreous China - Limited Lifetime Vessel - Limited Ten Year (Flushmate)

TECHNICAL INFORMATION

Note: these dimensions are nominal and subject to change without notice.



Fixture performance and specifications meet or exceed ASME A112.19.2-2013/CSA B45.1-13 standards, and other state and local codes.

